


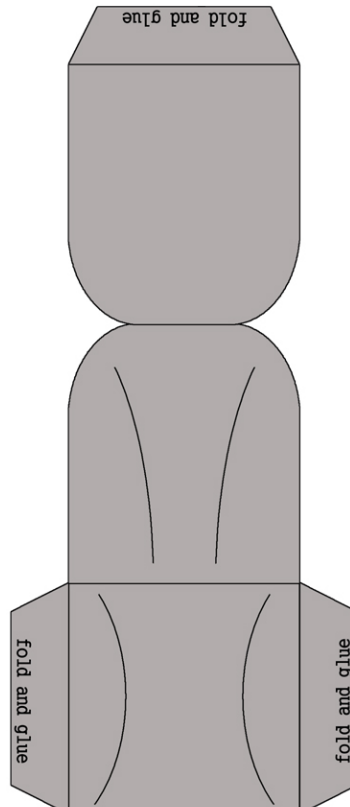

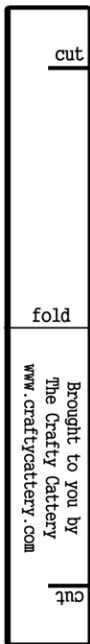
Michael Scott Paper Doll

4.5" Version with Desk and Accessories!



Doll Instructions:

1. Cut out everything.
2. Use x-acto to cut a slit on dashed lines (like on the tophat). If attaching the Second Head Costume, also make a slit along Michael's breast pocket.
3. Attach the folded stand to the doll.
4. Dress up Michael!



Chair Instructions:

1. Cut out.
2. Pre-fold along seams.
3. Glue unprinted sides of chair back together.
4. Assemble rest of chair and glue indicated tabs.

